






## CODE 27337 ORCHIDOMETER: USER MANUAL

### INTRODUCTION:

An orchidometer is used to measure the volume of the testicles. It consists of a string of twelve numbered wooden beads of increasing size from about 1 to 25 millimeters. The orchidometer can be used to determine size of testes.

Discrepancy of testicular size with other parameters of maturation can be an important clue to various diseases.

### SYMBOLS:

| Symbol  | Definition of Symbol   |
|---|--|
|  | ATTENTION: See Instructions for Use  |
|  | CE mark has been identified according to Article 17 of the MDD (93/42/EEC)       |
|  | Symbol for "BATCH CODE"  |
|  | This symbol shall be accompanied by the name and the address of the manufacturer |
|  | Symbol for "CATALOGUE NUMBER"  |

### PLEASE READ THE FOLLOWING INFORMATION BEFORE USING THE ORCHIDOMETER:

#### Warnings

1. Keep it out of children's reach.
2. Keep it away from flame.

#### Caution



1. It is necessary to read this user's manual carefully before using this product.
2. Follow local governing ordinances and recycling instructions regarding disposal or recycling of the device and components.
3. Please handle orchidometer with care to avoid any damage resulting from abnormal use.

## CLEANING AND MAINTENANCE:

Use a cleaning cloth or a tissue paper, slightly dampened with disinfectant, to clean and maintain the surface of the orchidometer.

## INSTRUCTIONS FOR USING THE ORCHIDOMETER

In order to measure the volume of the testicles of a patient, beads of orchidometer are compared to the testicle area. The volume number on the bead that best matches the size of a testicle is then read.

| Number on the bead that best matches the size of a testicle | Indicated Sexual Development Stage |
|---|------------------------------------|
| 1~3   | Childhood                          |
| 4, 6  | Early Puberty                      |
| 8, 10   | Mid puberty                        |
| 14, 16  | Late puberty                       |
| 18, 25  | Adulthood                          |

## GIMA WARRANTY CONDITIONS

Congratulations for purchasing a GIMA product. This product meets high qualitative standards both as regards the material and the production. The warranty is valid for 12 months from the date of supply of GIMA. During the period of validity of the warranty, GIMA will repair and/or replace free of charge all the defected parts due to production reasons. Labor costs and personnel traveling expenses and packaging not included. All components subject to wear are not included in the warranty. The repair or replacement performed during the warranty period shall not extend the warranty. The warranty is void in the following cases: repairs performed by unauthorized personnel or with non-original spare parts, defects caused by negligence or incorrect use. The warranty is void if the above regulations are not observed and if the serial code (if available) has been removed, cancelled or changed. The defected products must be returned only to the dealer the product was purchased from. Products sent to GIMA will be rejected.



GIMA S.p.A. Via Marconi, 1 – 20060 Gessate (MI) – Italy